



**District Report Card: 2017**


<b>State:</b> Puducherry	<b>District:</b> Mahe
<b>Class:</b> 3	<b>Subject:</b> EVS
<b>Schools:</b> 10	<b>Students:</b> 210


**Participation/Coverage**


**Students**

<div>GENDER</div> <div></div>	Boys				Girls			
	Number		%		Number		%	
	102		48.57		108		51.43	

<div>AREA</div> <div></div>	Rural				Urban			
	Number		%		Number		%	
	0		0.00		210		100.00	

<div>CATEGORY</div> <div></div>	SC		ST		OBC		GEN	
	Number	%	Number	%	Number	%	Number	%
	0	0.00	0	0.00	199	94.76	11	5.24

<div>CWSN</div> <div></div>	LD	VI	HI	S&LD	ID	Oth
	2	0	1	0	0	0

<div>Management</div> <div></div>	Government				Government-aided			
	Number		%		Number		%	
	210		100.00		0		0.00	

**Average Performance of Students in EVS (%)**

Overall	Gender		Area		Management		Social Group			
	Male	Female	Rural	Urban	Govt.	Aided	SC	ST	OBC	GEN
53.65	49.87	57.22	0.00	53.65	53.65	0.00	0.00	0.00	53.43	57.58

## Performance on Learning Outcomes (LOs)

Learning Outcomes	Description	Average Performance(%)
E302	Identifies simple features (e.g. movement, at places found/ kept, eating habits, sounds) of animals and birds in the immediate surroundings.	58.10
E303	Identifies relationships with and among family members	34.65
E304	Identifies objects, signs (vessels, stoves, transport, means of communication, transport, signboards etc.), places (types of houses/shelters, bus stand, petrol pump etc.) activities (works people do, cooking processes, etc.) at home/school/neighborhoods	49.95
E305	Describes need of food for people of different age groups, animals/birds, availability of food and water and use of water at home and surroundings	68.10
E307	Groups objects, birds, animals, features, activities according to differences/similarities using different senses. (e.g. appearance/place of living/ food/ movement/ likes-dislikes/ any other features)	70.85
E309	Identifies directions, location of objects/places in simple maps using signs/symbols/verbally	28.44
E310	Guesses properties, estimates quantities of materials/activities in daily life and verifies using symbols/non-standard units	27.62
E311	Records observations, experiences, information on objects/activities/places visited in different ways and predicts patterns etc.	28.10
E313	Observes rules in games (local, indoor, outdoor)	34.65
E314	Voices opinion on good/bad touch , stereotypes for tasks/play/food in family w.r.t gender, misuse/wastage of food and water in family and school.	67.62

Range of Performance of Students who Answered Correctly							
Below 30%		30% - 50%		50% - 75%		Above 75%	
Number	%	Number	%	Number	%	Number	%
25	11.90	56	26.67	105	50.00	24	11.43

## Lowest Performing Learning Outcomes (LOs)

- 1 - Guesses properties, estimates quantities of materials/activities in daily life and verifies using symbols/non-standard units (27.62)
- 2 - Records observations, experiences, information on objects/activities/places visited in different ways and predicts patterns etc. (28.10)
- 3 - Identifies directions, location of objects/places in simple maps using signs/symbols/verbally (28.44)
- 4 - Observes rules in games (local, indoor, outdoor) (34.65)
- 5 - Identifies relationships with and among family members (34.65)